

Measures of Academic Progress™ (MAP)



What is MAP™?

- MAP - Measures of Academic Progress
- Achievement tests
- Delivered by computer

How does MAP work?

- Questions appear on your computer screen
- Use the mouse or keyboard to answer
- Test will adjust based on how you answer
- It will build a test just for you!

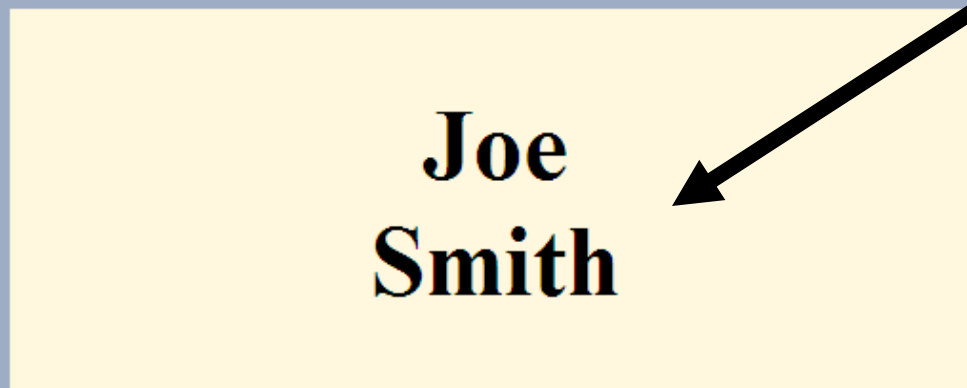
Why take MAP tests?

- To find out exactly where you are performing
- To help your teacher know what you should be working on to improve

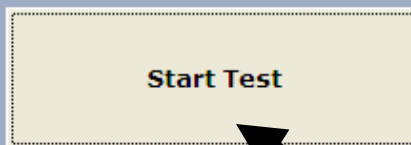
To take the test:

- Use your best test-taking strategies
- Answer every question – you cannot skip
- You cannot go back to a previous question

Make sure your name is shown on the screen.



The first screen you see will look like this.



Wait for directions and then click on the "Start Test" button.

The zoo has 54 parrots. The zookeeper wants to put 9 parrots in each cage.

How many cages will the zookeeper need?

- A. 3
- B. 4
- C. 6
- D. 7
- E. 9

Sample Math Question

- Work the problem on your scratch paper
- Click on the best answer
- Click on the <Go on> button

Go on

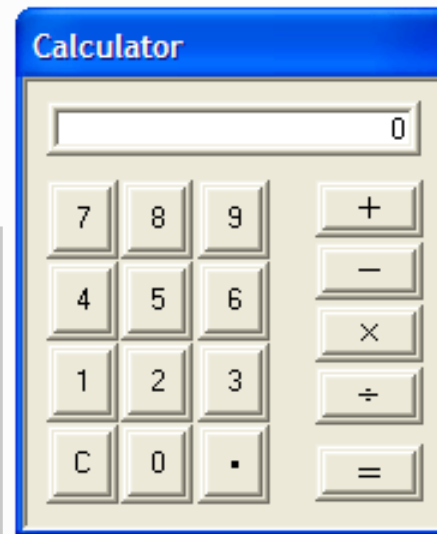
Solve for x .

$$|2x + 4| = 20$$

- A. $x = 8$ or $x = -12$
- B. $x = -8$ or $x = 12$
- C. $x = 8$ or $x = -8$
- D. $x = 12$ or $x = -12$
- E. $x = 4$ or $x = -8$

Sample Math Question

- Notice the calculator.
- To use it, click the numbers with your mouse.



Read the paragraph.

Claire was putting up artwork on the bulletin board in her room when her box of thumb tacks fell off her desk. The sharp tacks tumbled all over her bedroom rug. Claire stopped putting up her artwork, carefully knelt on the floor, and picked up all the tacks.

Why did Claire stop putting up artwork?

- 1. her mother called her to dinner
- 2. she was finished putting up her artwork
- 3. the box of thumb tacks fell off her desk
- 4. it was time to go to school

Sample Reading Question

- Read the passage and select the best answer
- Click the <Go on> button

Study the recipe.**Chocolate Chip Pudding Cups**Ingredients

2 cups cold milk
1 pkg. Instant Chocolate Flavor Pudding & Pie Filling
1/2 tub Whipped Topping, thawed, divided
15 Chocolate Sandwich Cookies, crushed, divided
30 miniature semi-sweet chocolate chips

Directions

Begin by emptying the dry pudding mix into a large bowl. Pour the milk over the dry pudding mix, and beat together using a wire whisk. Gently stir in half of the whipped topping

After beating with the wire whisk,

- 1. pour the milk into the bowl.
- 2. gently stir in half of the whipped topping.
- 3. spoon one tablespoon of crushed cookies into cups.
- 4. spoon the pudding into cups.

Sample Reading Question

- Some reading items have scroll bars.
- As you read, move the scroll bar down by using your mouse.

Testing Reminders

- Before the test:
 - ▣ Get a good night's sleep
 - ▣ Eat a healthy breakfast
 - ▣ Take a restroom break before going into the lab
- During the test:
 - ▣ Follow directions
 - ▣ Use good test-taking strategies
 - ▣ Do your best
- After the test:
 - ▣ Raise your hand when you finish
 - ▣ Work quietly until time to go